




Varenr. 126109



Ryglæn til Relax brusesæde



x1

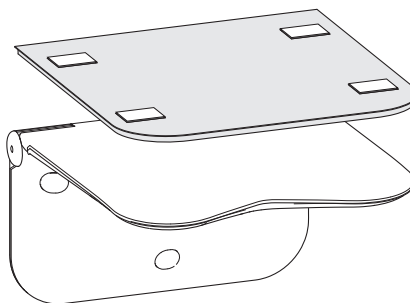
2023-03-20

1


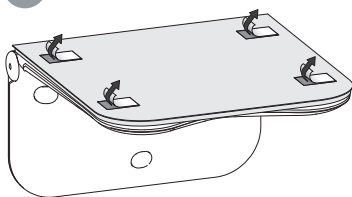
Rengør overfladen, hvor ryglænet skal sidde, for fedt, støv, snavs og fugt.

Clean off any grease, dust, dirt and moisture from the surface where the backrest is to be fitted.

2



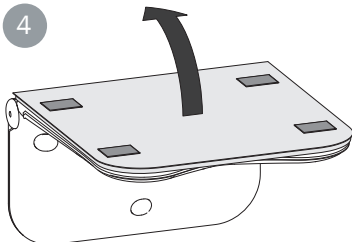
3



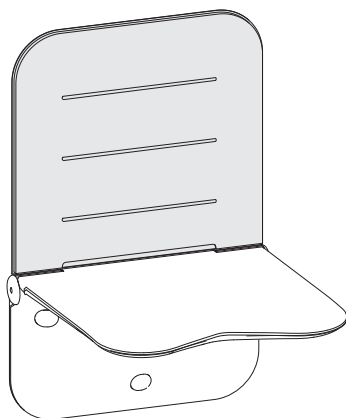
Optimal vedhæftning opnås, når den klæbende overflade har en temperatur på mindst 20°C. Derudover er det vigtigt at bruge et fast tryk ved påføring.

Best adhesion is obtained when the glue area and the fitting surface have a temperature of at least 20°C. It is also important to apply large pressure when fitting the backrest.

4



5



Da limen skal have tid til at sætte sig ordentligt fast på underlaget, må ryglænet tidligst bruges efter 60 minutter.

As the glue requires times to stick properly to the surface, it is not permitted to put any loads on the backrest until 60 minutes have elapsed.



Etac Supply Center AB
Långgatan 12
SE-334 33 Anderstorp
www.etac.com

